

Calmark offers the narrow configuration Series 267 "Card-Lok" Retainer for cold-plate, heat exchanger applications. This design features narrowest cross sectional size in addition to optimum thermal transfer, easy insertion, lighter weight and now closer center to center board spacing.

FEATURES

- Narrow design permits closer board spacing
- Maximum uniform clamping force
- Increased thermal transfer
- Maintains wedge and body alignment for easy insertion
- Captivated rear wedge
- Choice of screw head style
- Lighter weight
- Lower cost - Faster delivery
- Special lengths, finishes, or other design option available on request

WEDGES & SHAFT

Material:

Wedges: Aluminum Alloy 6061-T6, ASTM-B221
 Shaft: Aluminum Alloy 7075-T, ASTM-B221

Finish:

See Part Number Code

SCREW, LOCK & FLAT WASHER

Material:

300 Series Stainless Steel

Finish:

Passivate per Mil-S-5002

ROLL PIN

Material:

400 Series Stainless Steel

Finish:

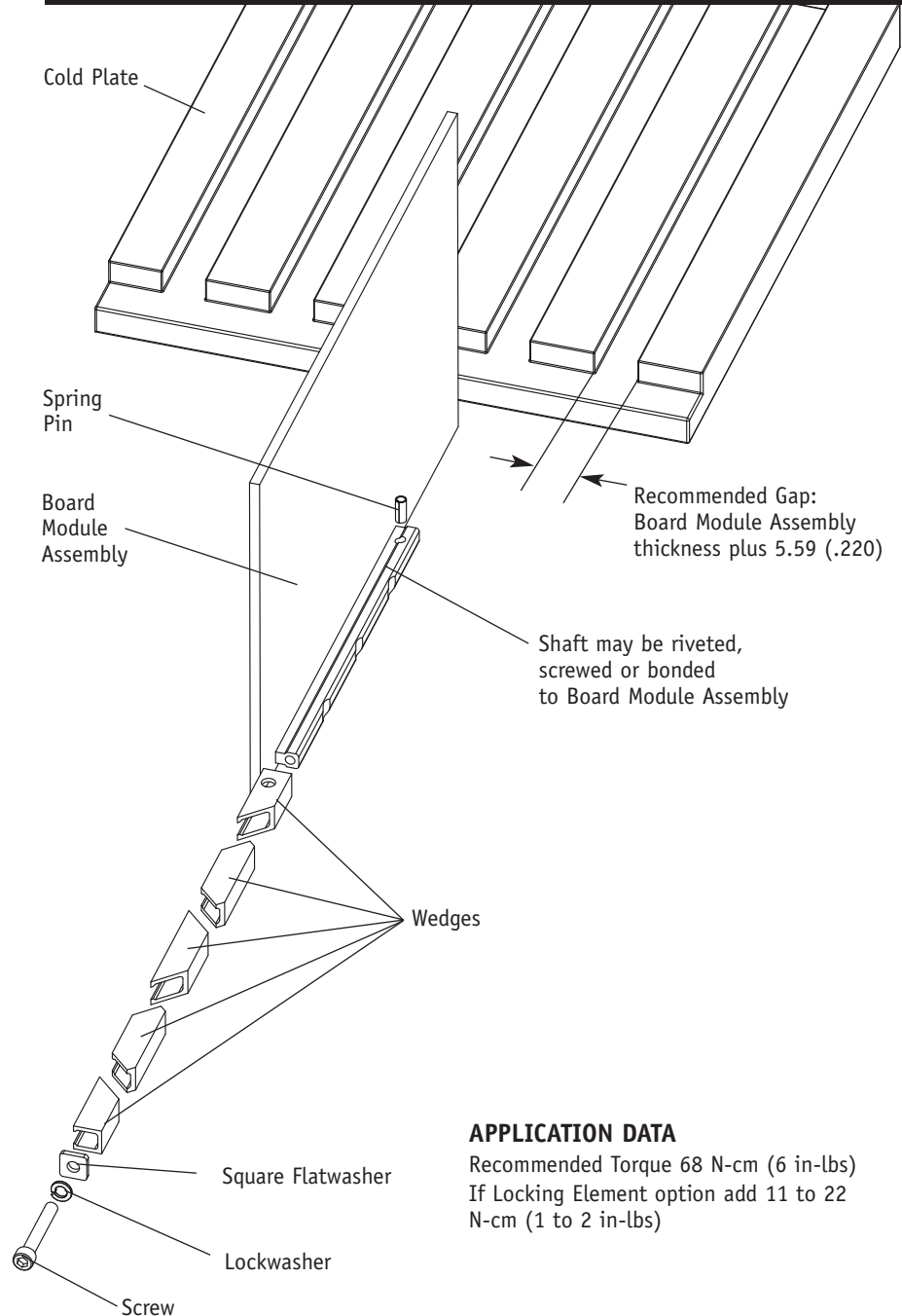
Passivate per Mil-S-5002

WEIGHT

.75 g/cm (.067 oz/in)



Series 267 - "Card-Lok" Retainer (narrow)



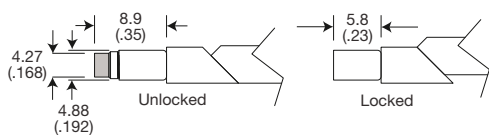
APPLICATION DATA

Recommended Torque 68 N-cm (6 in-lbs)
 If Locking Element option add 11 to 22 N-cm (1 to 2 in-lbs)

OPTION PREFIX

Detail "V"

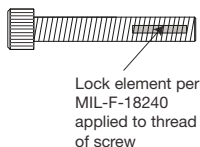
Provides visual lock indication.



OPTION SUFFIX

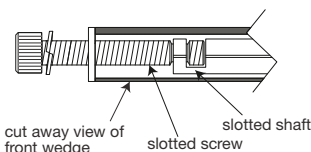
Detail "L"

Provides prevailing torque for resistance to loosening from shock and vibration.

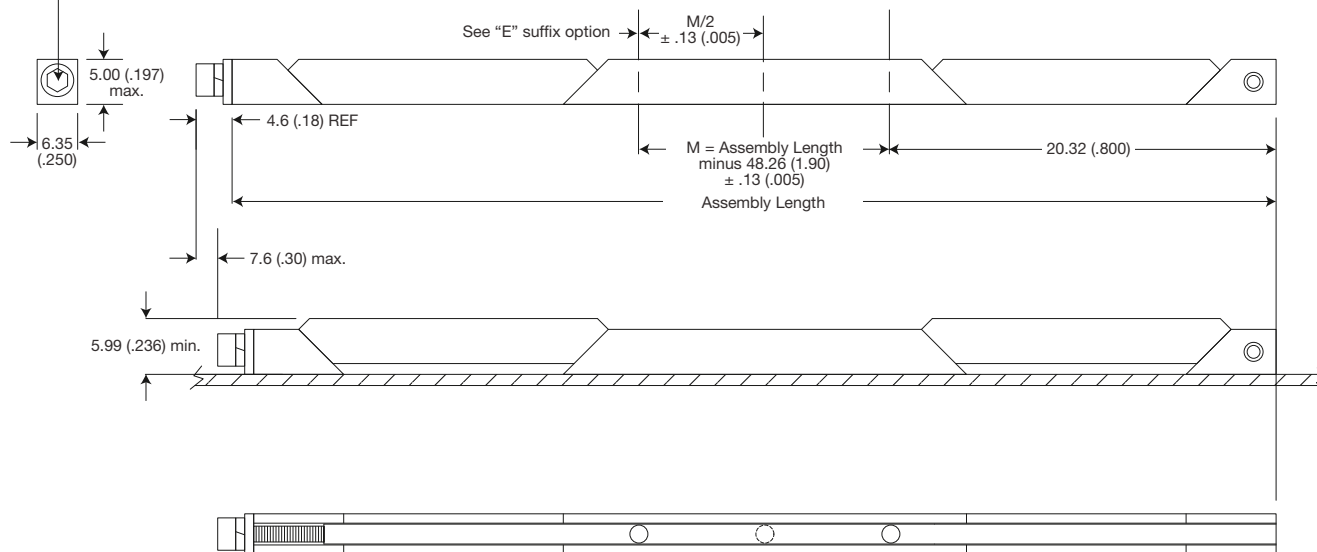


Detail "K"

Prevents the unintentional disassembly of screw from front wedge.



2.38 (.094) Hex Socket Cap
Per ANSI/ASME B18.3



Units: mm (in)
Unless specified otherwise,
.xx = ± .25, .x = ± .5
(.xxx = ± .010, .xx = ± .02)

Part Number Code Series 267 Card-Lok Five Piece

Prefix options

Metric Screw Head M2.5 Hex Drive M
Standard Screw Head 3/32 Hex Drive [blank]
Visual Indicator V
No Visual Indicator [blank]
Black Anodize A
or choose from Finish Table see table

Suffix options

Assembly length from 54.6 (2.15) to 329.9 (12.99) length.xx
Preferred lengths are 71.12 (2.80), 96.52 (3.80) and 121.9 (4.80)
Other lengths available upon request
Additional Center Mounting Hole E
None [blank]
Mounting Options - through mounting holes H
or choose from Mounting Option Table see table
Lock Element L
None [blank]
Captive Screw K
None [blank]

Part Number Code Example:

267-2.80T2K

Series 267 five piece Card-Lok gold chemical film finish, 71.12 (2.80) long with 2-56 tapped mounting holes and captive screw feature.

FINISH TABLE

Code Letter	Finish
[blank]	Chemical Film per Mil-C-5541 Class 3, Gold
"R"	Chemical Film per Mil-DTL-5541 Class 3, Type II, Clear
"A"	Black Anodize per Mil-A-8625 Type II, Class 2
"HA"	Hard Black Anodize per Mil-A-8625 Type III, Class 2
"EN"	Electroless Nickel per Mil-C-26074 Class 4, Grade B, Bright

MOUNTING METHOD TABLE

Code Letter	Method
"H"	Ø1.73/1.85 (.068/.073) dia. through holes countersink 100° x 1.52 (.060) deep
"T0"	0-80 tapped hole
"T2"	2-56 tapped hole
"TM2"	M2 x 0.40 tapped hole
"TM2.5"	M2.5 x 0.45 tapped hole